

Counting to 100

Name _____

Date _____

Write the numbers to finish the chart.



1	2			5			8		10
11		3				7		9	20
21			24	25				29	30
31		33			36		38	39	
	42		44			47			50
51				55	56				60
61			64			67		69	
71		73			76				80
	82			85			88		90
91			94		96			99	100



Penny or Nickel

Color  brown.

Put an X on  .



How many  ? _____

How many  ? _____

Addition: Sets (I)

Name _____

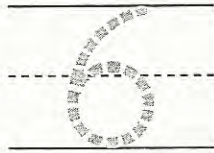
Date _____

Count. Write how many.

1.



$$3 + 3 =$$



2.



$$4 + 1 =$$

3.



$$2 + 5 =$$

4.




$$5 + 4 =$$

5.




$$\begin{array}{r} 3 \\ + 1 \\ \hline \hline \end{array}$$

6.



$$\begin{array}{r} 6 \\ + 2 \\ \hline \hline \end{array}$$

7.




$$\begin{array}{r} 4 \\ + 6 \\ \hline \hline \end{array}$$

Counting to 10




Name _____ Date _____

Unit 1

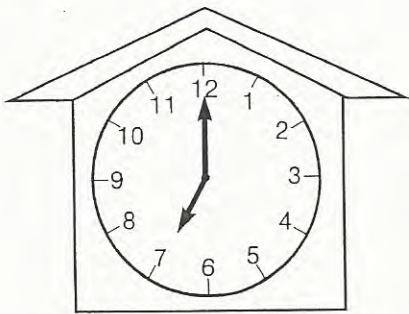
Color to show the number.



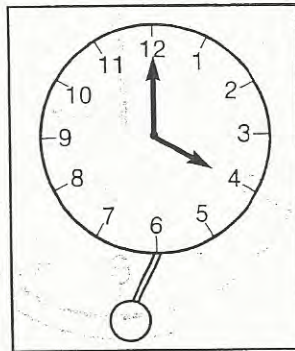
What is the hour?

		
3 o'clock	5 o'clock	8:00


Circle.



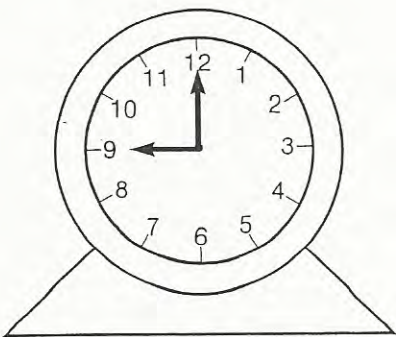
- 2 o'clock
- 4 o'clock
- 7 o'clock



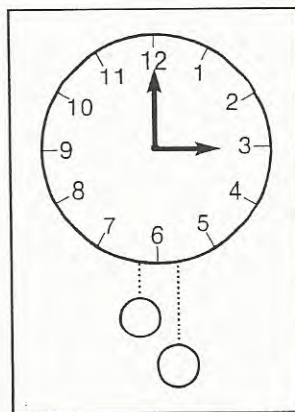
- 4 o'clock
- 12 o'clock
- 5 o'clock




- 6 o'clock
- 2 o'clock
- 12 o'clock



- 8:00
- 7:00
- 9:00



- 3:00
- 6:00
- 4:00



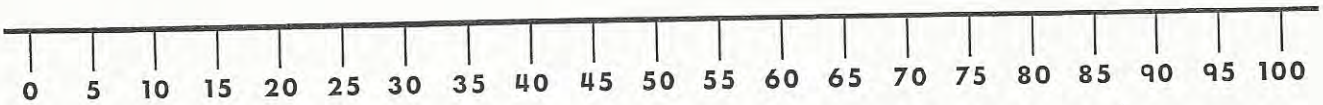
- 1:00
- 12:00
- 11:00

Skip Counting: By 5's


Name _____

Date _____

Count by 5's. Write the missing numbers.



A large, irregularly shaped area containing ten numbered boxes for skip counting practice. Each box has a top line, a dashed middle line, and a bottom line. Box 1 contains a large number 5 with a dashed line through it. Box 2 has a small flower illustration. Box 3 has a small flower illustration. Box 4 has a small flower illustration. Box 5 has a small flower illustration. Box 6 has a small flower illustration. Box 7 has a small flower illustration. Box 8 has a small flower illustration. Box 9 has a small flower illustration. Box 10 has a small flower illustration.





Addition: Sets (II)


Name _____ Date _____


Unit 1

Write how many.

1. $\begin{array}{r} \text{6} \\ + \text{4} \\ \hline \end{array}$  


$\begin{array}{r} \text{10} \\ \hline \end{array}$ in all


2. _____ 

_____ 

+ _____


_____ in all


3. _____ 

_____ 

+ _____


_____ in all

4. _____ 

_____ 

+ _____


_____ in all


5. _____ 

_____ 

+ _____

_____ in all

6. _____ 

_____ 

+ _____

_____ in all

Counting to 18

Name _____ Date _____

Match.

12

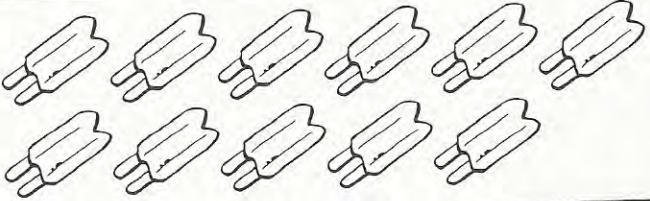
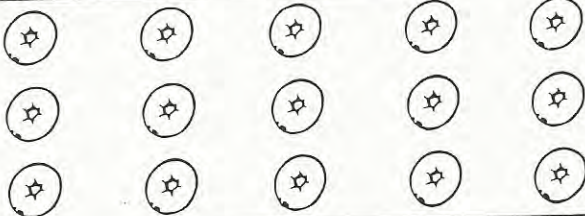
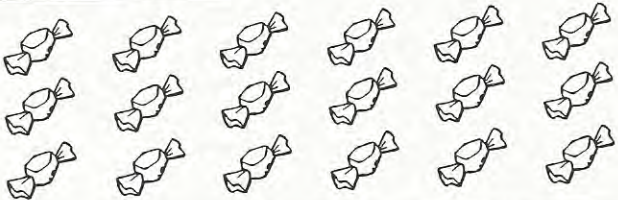


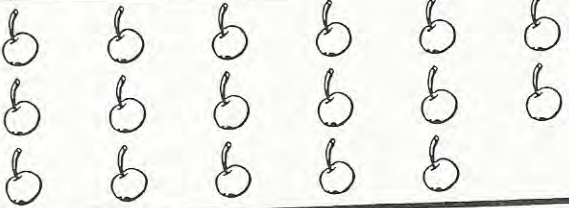
13

11

17

18

15

Unit 2


Shape Patterns (I)

Name _____ Date _____



Draw the shape that comes next. Color the shapes to make a pattern.

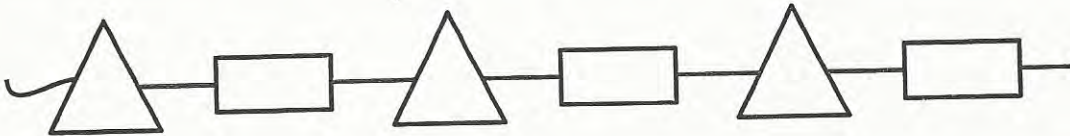
1.



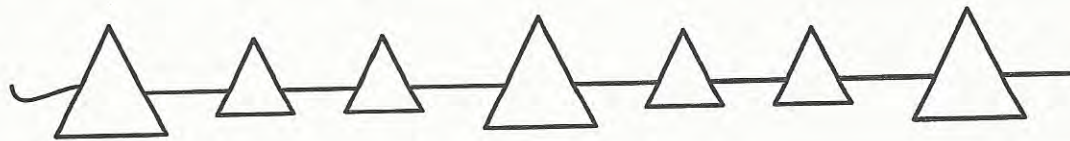
2.



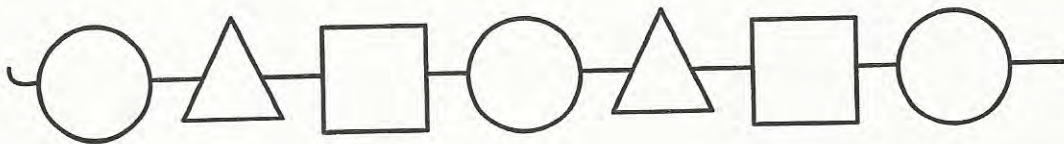
3.



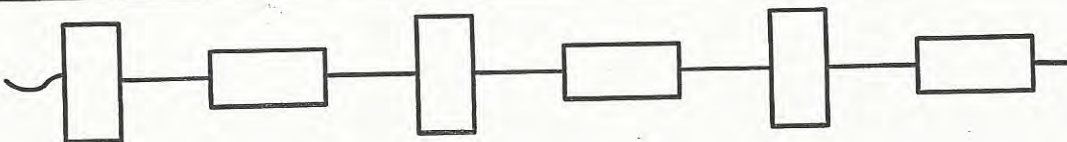
4.



5.



6.



Number Order: Between

Name _____

Date _____

33

34

35



34 comes **between** 33 and 35.

Write the number that comes **between**.

1. 26  28

14 _____ 16

2. 51 _____ 53

68 _____ 70

3. 83 _____ 85

40 _____ 42

4. 32 _____ 34

95 _____ 97

5. 74 _____ 76

29 _____ 31

Pennies

Color the  brown.



How many  ? _____

Number Order: After

Name _____

Date _____

56

57

58


59

58 comes after 57.




Write the number that comes **after**.




1.



2.




3.




4.



5.

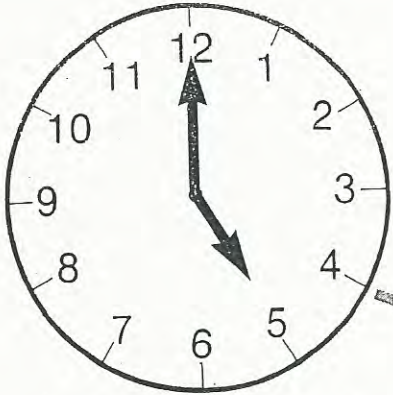


6.



Unit 5

Match



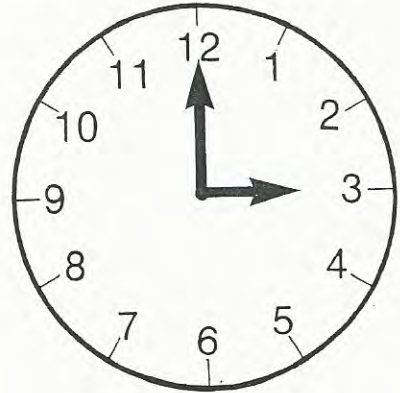
3:00



5:00



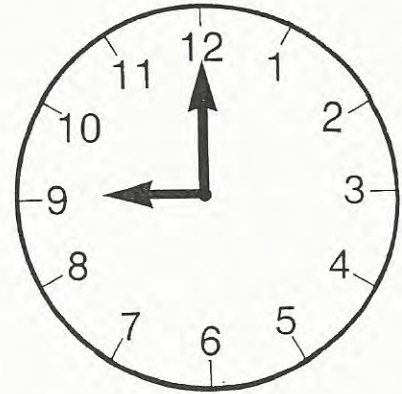
9:00




1:00




11:00



4:00



6:00



12:00

$3 \square 4$

$8 \square 6$

$9 \square 5$

$4 \square 7$

$6 \square 1$

$2 \square 5$

$8 \square 8$

$9 \square 7$

$3 \square 6$

$2 \square 1$

$9 \square 5$

$4 \square 4$

$2 \square 9$


$6 \square 5$

$7 \square 3$

Skip Counting: By 10's

Name _____ Date _____

10, 20, 30



Count by 10's. Write the number.

1.



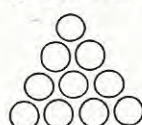
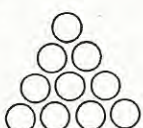
2.



3.



4.



5.



Unit 5

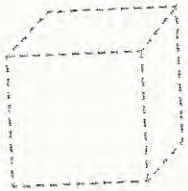
Three-Dimensional Shapes (II)

Name _____

Date _____



Trace each shape.



cube



cylinder

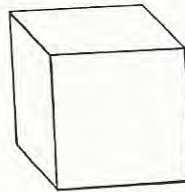

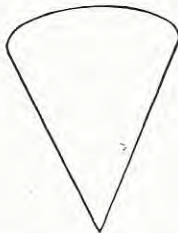
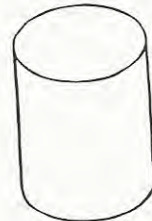
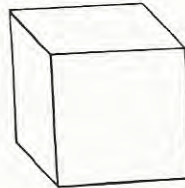

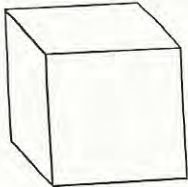


cone



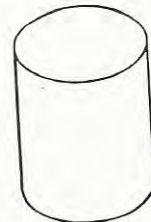
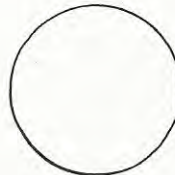
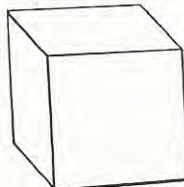

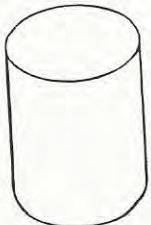

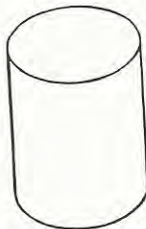
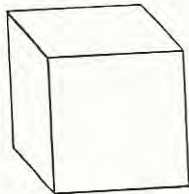

sphere

Color the **cubes** yellow.
Color the **cones** blue.



Unit 3

Color the **cylinders** green.
Color the **spheres** orange.



$75 \square 46$

$82 \square 17$

$46 \square 46$

$32 \square 23$

$79 \square 82$

$16 \square 31$

$76 \square 25$

$67 \square 76$

$38 \square 91$

$34 \square 43$

$37 \square 66$

$15 \square 86$

$44 \square 48$

$73 \square 29$

$67 \square 52$

Skip Counting: By 2's

Name _____

Date _____



Count by 2's. Write the number.

1.

2.

3.

4.






5.




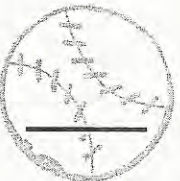

Unit 5

Skip Counting Practice



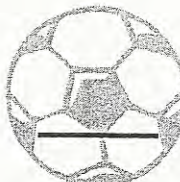
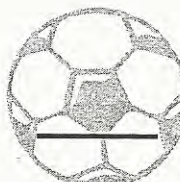
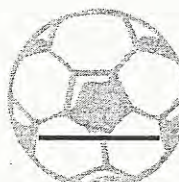
Name _____ Date _____

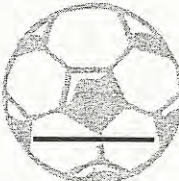
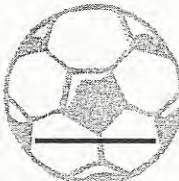

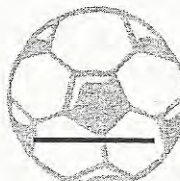

Count by 2's. Write the missing numbers.

1.     





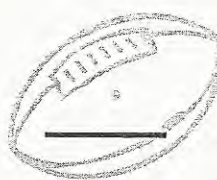
2.     

Count by 5's. Write the missing numbers.

3.     

4.     

Count by 10's. Write the missing numbers.

5.     

6. 